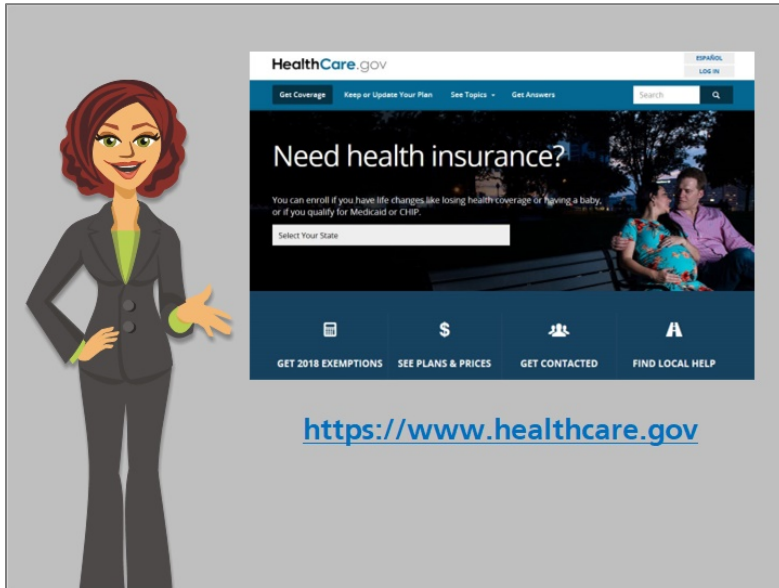



# Determining Your Eligibility

---



Hi, I'm Kate, I'm here to show you how to prepare to enroll in health insurance using healthcare.gov. Most government programs now require you to fill out a form online, using the Internet.



In this course, we'll follow along with Juanita and Harold. Juanita needs health insurance for the first time, for herself and her family. Her primary language is Spanish.

Harold is interested in enrolling in a health insurance plan, only for himself.

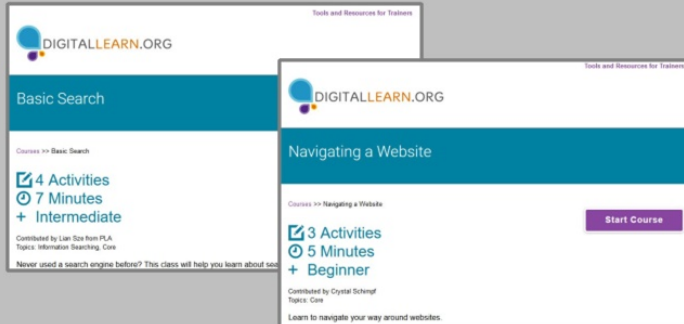


Both Juanita and Harold are using computers at the library to find information on health insurance plans. They would each like in-person assistance to guide them through the application process efficiently and accurately.

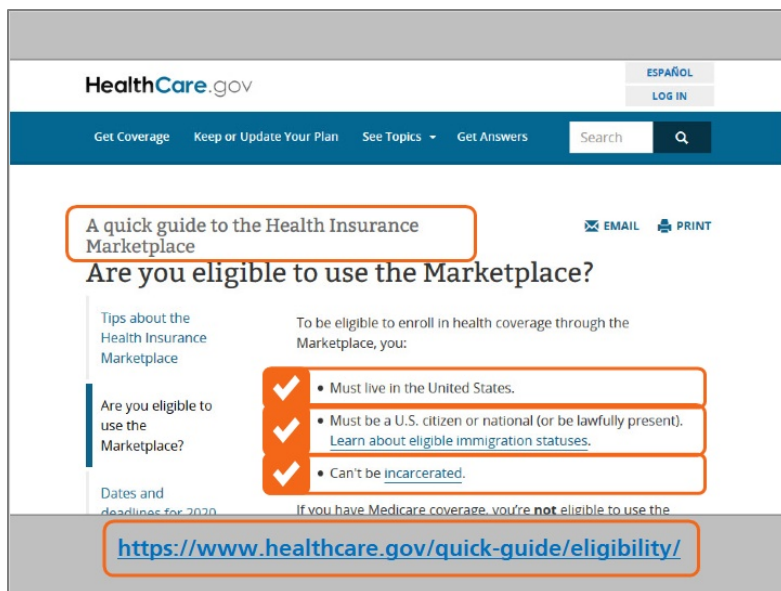


**DigitalLearn.org courses:**

- ✓ Basic Search
- ✓ Navigating a Website



First, let's follow along with Juanita. Juanita doesn't have much experience using a computer, since her previous job did not require it. To help support her search for health insurance information, she has just completed two other DigitalLearn.org courses: "Basic Search" and "Navigating a Website". This will help prepare her to visit and navigate [healthcare.gov](https://www.healthcare.gov). If you are new to using a computer and the Internet, these courses are recommended to help you.



Juanita first needs to know if she's eligible to use the Health Insurance Marketplace. She navigates to the healthinsurance.gov website, and visits the "Quick Guide to the Health Insurance Marketplace" page. This page which includes an eligibility checklist.

Juanita and her children live in the United States. She and her children are all U.S. citizens. None of Juanita's family members are incarcerated. So Juanita and her family are eligible for insurance through the marketplace.

HealthCare.gov

Get Coverage Keep or Update Your Plan See Topics Get Answers

A quick guide to the Health Insurance Marketplace

## Are you eligible to use the Marketplace?

Tips about the Health Insurance Marketplace

Are you eligible to use the Marketplace?

Dates and deadlines for 2020

To be eligible to enroll in health coverage through the Marketplace, you:

- Must live in the United States.
- Must be a U.S. citizen or national (or be lawfully present). [Learn about eligible immigration statuses.](#)
- Can't be incarcerated.

If you have Medicare coverage, you're **not** eligible to use the Marketplace.

<https://www.healthcare.gov/quick-guide/eligibility/>

Now, let's take a look at Harold. He also needs to see if he's eligible to use the Health Insurance Marketplace. Harold lives in the United States. He is not incarcerated. He's not a citizen—he's a lawful permanent resident--so he clicks on the link to learn about eligible immigration statuses.

Immigrants

Immigration status and the Marketplace

Health coverage for immigrants

Coverage for U.S. citizens & U.S. nationals

Coverage for lawfully present immigrants

Immigration documentation

EMAIL PRINT

People with the following immigration statuses qualify for Marketplace coverage.

Get details about what document numbers and other information you'll need to fill out a Marketplace application.


### Immigrants with the following statuses qualify to use the Marketplace:

- Lawful Permanent Resident (LPR/Green Card holder)
- Asylee
- Refugee
- Cuban/Haitian Entrant
- Paroled into the U.S.

<https://www.healthcare.gov/quick-guide/eligibility/>

Back to top

Harold can see that as a Lawful Permanent Resident, he's eligible for health insurance.



In the next lesson, we'll look at some of the steps that Juanita and Harold will need to complete in order to enroll in an affordable health insurance plan. Click on the green button to end this lesson.